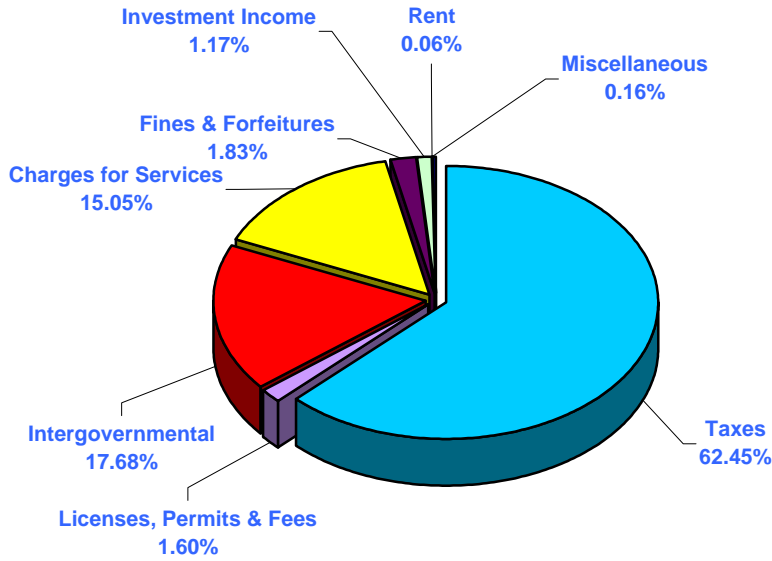


PICKENS COUNTY

GENERAL FUND	FY 2005 ACTUAL	FY 2005 BUDGET	FY 2006 BUDGET	FY 2006 ESTIMATED	FY 2007 BUDGET
REVENUES					
Taxes	\$ 19,388,249	\$ 18,841,582	\$ 20,864,030	\$ 20,916,570	\$ 21,493,978
Licenses, Permits & Fees	557,032	613,500	604,300	604,000	549,300
Intergovernmental	5,501,421	5,393,552	5,453,982	5,586,243	6,086,095
Charges for Services	4,770,512	3,941,990	4,659,988	5,303,459	5,180,155
Fines & Forfeitures	616,886	635,000	675,000	640,000	630,000
Investment Income	384,817	183,431	253,200	401,800	401,461
Rent	-	24,000	20,000	15,000	20,000
Contributions	9,120	1,300	1,300	1,300	1,300
Miscellaneous	531,391	46,500	54,100	104,000	56,000
	<u>31,759,428</u>	<u>29,680,855</u>	<u>32,585,900</u>	<u>33,572,372</u>	<u>34,418,289</u>
EXPENDITURES					
General Government	8,490,255	8,831,216	9,105,616	8,848,396	9,462,551
Public Safety	11,113,885	11,410,225	12,599,532	12,536,377	13,798,007
Public Works	5,368,412	5,370,946	5,517,794	5,701,586	5,983,552
Health & Welfare	642,380	682,310	674,248	680,332	704,158
Culture & Recreation	417,353	437,753	420,538	473,688	511,032
Economic Development	559,287	307,921	324,202	386,105	407,204
Intergovernmental	462,078	427,526	421,266	412,736	448,836
Other	133,630	309,025	403,962	234,025	498,647
Capital Outlay	676,072	880,419	1,373,349	816,534	1,283,380
Debt Service					
Principal	349,781	350,925	370,624	1,323,910	98,896
Interest & Fiscal Charges	103,800	102,659	82,956	98,227	2,663
	<u>28,316,933</u>	<u>29,110,925</u>	<u>31,294,087</u>	<u>31,511,916</u>	<u>33,198,926</u>
REVENUES OVER (UNDER) EXPENDITURES	<u>3,442,495</u>	<u>569,930</u>	<u>1,291,813</u>	<u>2,060,456</u>	<u>1,219,363</u>
OTHER FINANCING SOURCES (USES)					
Transfer In	347,511	231,877	101,310	101,310	104,689
Transfer (Out)	(2,194,991)	(1,593,707)	(1,441,758)	(1,441,758)	(1,349,052)
Sale of Fixed Assets	56,566	20,000	-	127,889	25,000
Proceeds of Capital Lease	-	315,000	-	-	-
Budgeted Fund Balance	-	456,900	48,635	-	-
	<u>(1,790,914)</u>	<u>(569,930)</u>	<u>(1,291,813)</u>	<u>(1,212,559)</u>	<u>(1,219,363)</u>
REVENUES & OTHER FINANCING OVER (UNDER) EXPENDITURES	<u>\$ 1,651,581</u>	<u>\$ -</u>	<u>\$ -</u>	<u>\$ 847,897</u>	<u>\$ -</u>
Beginning Fund Balance:	<u>\$ 13,393,661</u>	<u>\$ 13,393,661</u>	<u>\$ 15,045,242</u>	<u>\$ 15,045,242</u>	<u>\$ 15,893,139</u>
Fund Balance, June 30	<u>\$ 15,045,242</u>	<u>\$ 12,936,761</u>	<u>\$ 14,996,607</u>	<u>\$ 15,893,139</u>	<u>\$ 15,893,139</u>

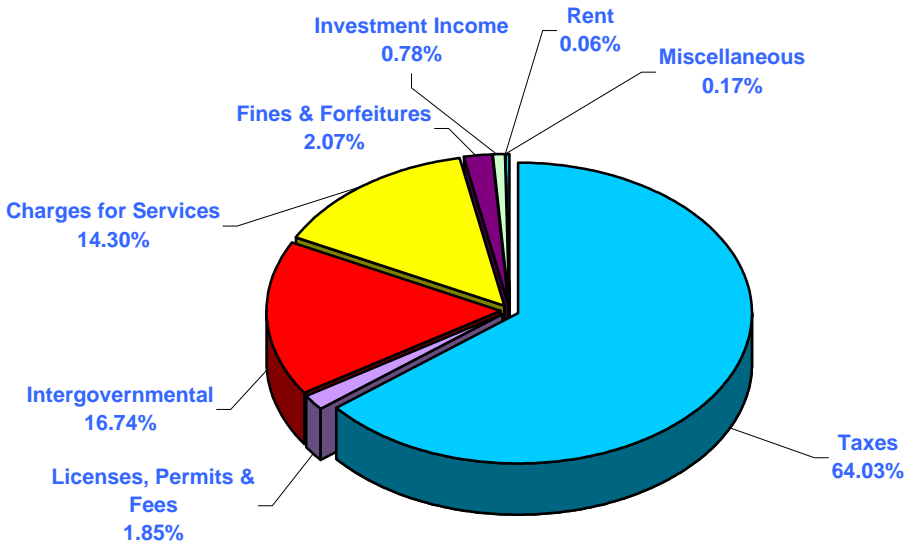
"WHERE THE MONEY COMES FROM"

REVENUES BY CATEGORY



F
Y

2
0
0
7



F
Y

2
0
0
6

PICKENS COUNTY

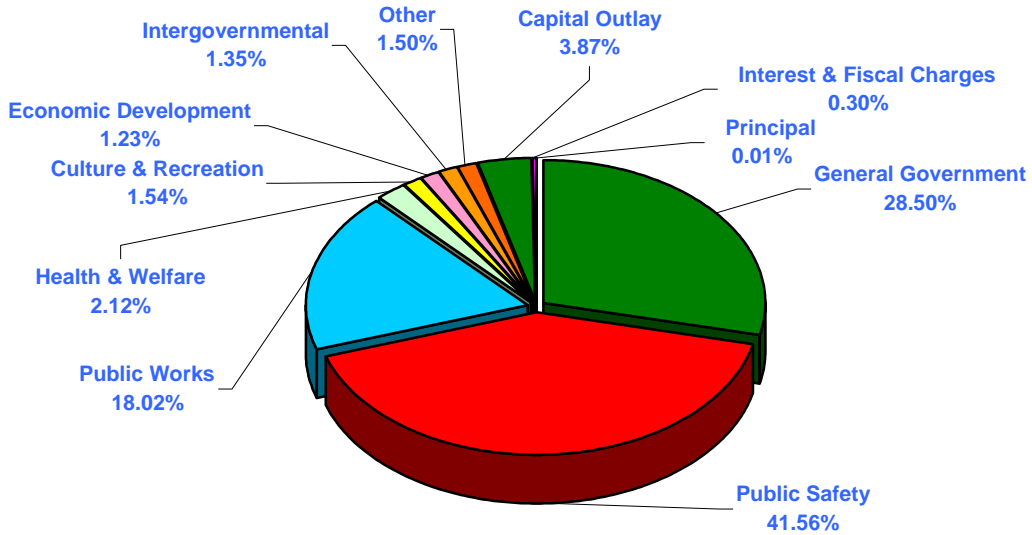
SOURCE OF REVENUE	FY 2005 ACTUAL	FY 2005 BUDGET	FY 2006 BUDGET	FY 2006 ESTIMATED	FY 2007 BUDGET	% CHANGE 06-07
TAXES						
Taxes	\$ 18,503,457	\$ 18,162,642	\$ 20,035,090	\$ 20,042,630	\$ 20,620,038	2.9%
Merchant Inventory	123,940	123,940	123,940	123,940	123,940	0.0%
Delinquent Tax Collection	634,937	450,000	600,000	625,000	625,000	4.2%
Delinquent Collection Cost	125,915	105,000	105,000	125,000	125,000	19.0%
	19,388,249	18,841,582	20,864,030	20,916,570	21,493,978	3.0%
LICENSES, PERMITS & FEES						
Septic Tank Fees	5,590	7,000	6,200	5,900	6,000	-3.2%
Building Permits	377,410	375,000	375,000	425,000	375,000	0.0%
Mobile Home Licenses	39,477	50,000	45,000	40,000	40,000	-11.1%
Septic Tank Licenses	1,675	1,500	1,500	1,500	1,600	6.7%
Special Assessments	1,702	-	1,600	1,600	1,700	6.3%
Cable TV Franchise	131,178	180,000	175,000	130,000	125,000	-28.6%
	557,032	613,500	604,300	604,000	549,300	-9.1%
INTERGOVERNMENTAL						
State Aid to Subdivision	4,987,980	4,950,000	4,975,000	5,107,369	5,575,000	12.1%
School Resource Officers	128,000	100,000	128,000	128,000	128,000	0.0%
State Comptroller General	11,290	10,055	11,290	11,290	11,290	0.0%
State Election Commission	12,221	14,150	14,150	14,150	14,150	0.0%
Election Reimbursement	44,391	50,000	46,000	46,000	46,000	0.0%
Emergency Management	36,138	30,000	30,000	30,000	33,925	13.1%
Pollution Control Rebate	49,050	25,000	30,000	18,000	30,000	0.0%
Veterans Affairs	6,601	8,000	8,000	8,000	8,000	0.0%
Federal Financial Assistance	59,275	60,000	55,000	55,000	55,000	0.0%
Solicitors Reimbursement	127,725	127,347	136,042	136,042	147,006	8.1%
Economic Development	16,148	-	-	11,892	17,224	
Health Department	22,602	19,000	20,500	20,500	20,500	0.0%
	5,501,421	5,393,552	5,453,982	5,586,243	6,086,095	11.6%
CHARGES FOR SERVICES						
Planning Sales	6,476	7,500	7,000	17,000	7,000	0.0%
Building Codes Reinspection Fees	745	2,000	1,000	1,000	1,000	0.0%
Register of Deeds Fees	937,894	750,000	850,000	1,000,000	900,000	5.9%
Judge of Probate Fees	152,245	140,000	140,000	140,000	150,000	7.1%
Marriage Ceremony Fees	3,575	4,500	3,500	3,500	3,500	0.0%
Family Court Fees	272,195	235,000	235,000	235,000	250,000	6.4%
Sheriff Fees	17,657	17,500	18,000	18,000	18,000	0.0%
Recycling Drivers	68,494	85,876	95,379	70,000	80,000	-16.1%
Lake Patrol	34,221	32,750	33,000	33,000	33,000	0.0%
E.M.S. Fees	1,784,224	1,375,000	1,927,000	2,350,000	2,300,000	19.4%
Landfill User Fees	643,287	651,000	652,000	627,000	652,300	0.0%

PICKENS COUNTY

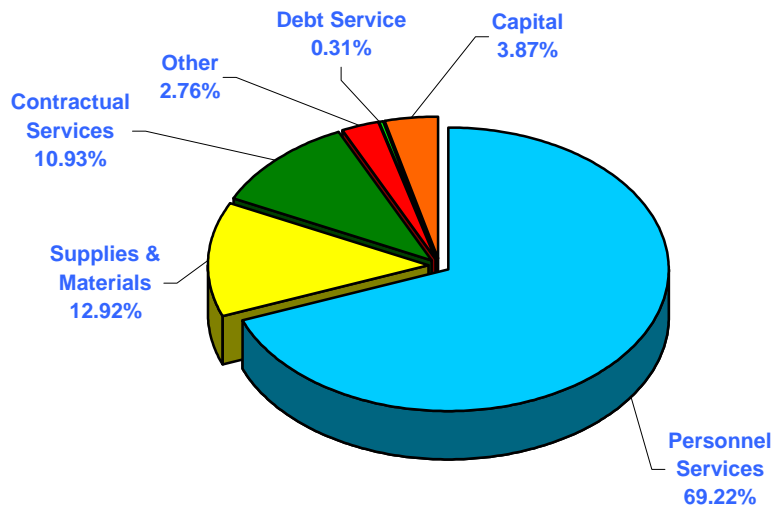
SOURCE OF REVENUE	FY 2005 ACTUAL	FY 2005 BUDGET	FY 2006 BUDGET	FY 2006 ESTIMATED	FY 2007 BUDGET	% CHANGE 06-07
CHARGES FOR SERVICES, continued						
Sale of Recyclables	\$ 532,612	\$ 345,000	\$ 375,000	\$ 475,000	\$ 450,000	20.0%
Vehicle Maintenance Service	12,264	6,500	6,500	6,500	7,000	7.7%
Sale of Fuel - Surcharge	57	150	200	50	50	-75.0%
Stormwater Management	-	-	-	17,000	10,000	
Mile Creek Park	148,737	150,000	160,000	155,000	160,000	0.0%
Animal Control	115	500	600	600	500	-16.7%
Data Processing Fees	97,117	95,214	95,059	95,059	97,305	2.4%
Sheriff Wrecker Fee	325	1,000	750	750	500	-33.3%
Sale of Materials & Supplies	12,100	10,000	15,000	14,000	15,000	0.0%
Sale of Pipe Culvert	9,980	15,000	10,000	10,000	10,000	0.0%
Housing of Prisoners	36,192	17,500	35,000	35,000	35,000	0.0%
	4,770,512	3,941,990	4,659,988	5,303,459	5,180,155	11.2%
FINES & FORFEITURES						
Magistrate Fines	381,617	400,000	435,000	400,000	390,000	-10.3%
Clerk of Court Fines	235,269	235,000	240,000	240,000	240,000	0.0%
	616,886	635,000	675,000	640,000	630,000	-6.7%
INVESTMENT INCOME						
Interest on Investments	380,469	180,000	250,000	400,000	400,000	60.0%
Interest on Fire Loans	4,348	3,431	3,200	1,800	1,461	-54.3%
	384,817	183,431	253,200	401,800	401,461	58.6%
RENT						
Rent from Property	-	24,000	20,000	15,000	20,000	0.0%
	-	24,000	20,000	15,000	20,000	0.0%
CONTRIBUTIONS						
E.M.S. Donations	144	300	300	300	300	0.0%
Hazmat Donations	122	1,000	1,000	1,000	1,000	0.0%
Beautification Donations	8,854	-	-	-	-	
	9,120	1,300	1,300	1,300	1,300	0.0%
MISCELLANEOUS						
Returned Check Fee	3,240	5,000	5,000	4,000	4,000	-20.0%
Other Revenue	506,434	25,000	30,000	60,000	30,000	0.0%
Pay Phone Commission	19,839	15,000	17,500	20,000	20,000	14.3%
Vending Machine Commission	1,878	1,500	1,600	20,000	2,000	25.0%
	531,391	46,500	54,100	104,000	56,000	3.5%
TOTAL GENERAL FUND	\$ 31,759,428	\$ 29,680,855	\$ 32,585,900	\$ 33,572,372	\$ 34,418,289	5.6%

"WHERE THE MONEY GOES"

EXPENDITURES BY FUNCTION



EXPENDITURES BY CATEGORY



PICKENS COUNTY

DEPARTMENT	FY 2005 ACTUAL	FY 2005 BUDGET	FY 2006 BUDGET	FY 2006 ESTIMATED	FY 2007 BUDGET	% CHANGE 06-07
GENERAL GOVERNMENT						
Council	\$ 182,323	\$ 201,456	\$ 182,231	\$ 186,100	\$ 190,914	4.8%
Attorney	68,749	95,207	94,089	94,141	93,000	-1.2%
State Solicitor	628,741	674,915	680,194	674,408	708,708	4.2%
Public Defender	36,360	38,863	39,394	39,177	41,356	5.0%
Probate Court	230,818	239,437	248,515	250,384	260,062	4.6%
Register of Deeds	335,674	344,754	361,318	350,784	366,528	1.4%
Clerk of Court	538,861	555,043	597,563	588,995	610,988	2.2%
Administrator	338,175	374,256	456,277	349,208	524,129	14.9%
Purchasing	171,509	174,404	184,797	185,395	196,156	6.1%
Finance	337,401	350,640	356,551	368,669	380,331	6.7%
Building Maintenance	1,168,731	1,205,109	1,285,424	1,244,556	1,332,993	3.7%
Human Resources	148,740	167,728	157,343	150,964	183,457	16.6%
Delinquent Tax	247,448	244,742	250,082	252,997	253,482	1.4%
Circuit Judge *	4,324	3,225	5,300	5,300	5,225	-1.4%
Treasurer	367,104	367,218	390,476	391,824	404,842	3.7%
Auditor	315,530	322,001	347,815	326,308	352,592	1.4%
Tax Assessor	883,736	906,828	857,080	860,189	894,180	4.3%
Board of Appeals *	-	2,000	10,000	10,000	2,000	-80.0%
GIS Mapping	260,619	271,639	294,171	267,978	279,060	-5.1%
Registration & Elections	171,448	187,758	162,548	157,369	175,357	7.9%
Planning	161,737	172,274	174,864	164,655	172,921	-1.1%
Information Systems	878,993	909,095	889,847	880,751	918,864	3.3%
Magistrate Court	558,816	579,066	601,188	589,363	624,858	3.9%
Vehicle Maintenance	454,418	443,558	478,549	458,881	490,548	2.5%
	8,490,255	8,831,216	9,105,616	8,848,396	9,462,551	3.9%
PUBLIC SAFETY						
Building Codes	400,705	412,743	429,816	424,219	440,659	2.5%
E-911	94,694	97,516	105,780	104,807	113,914	7.7%
Sheriff	6,049,677	6,292,128	6,699,763	6,787,476	7,348,995	9.7%
Emergency Management	186,362	187,662	199,570	195,886	235,691	18.1%
Coroner	138,926	129,452	147,900	139,335	136,811	-7.5%
Prison Camp	921,384	952,404	1,038,180	1,011,612	1,066,066	2.7%
Emergency Medical Services	3,300,634	3,317,320	3,956,523	3,851,042	4,433,871	12.1%
County Radio System *	21,503	21,000	22,000	22,000	22,000	0.0%
	11,113,885	11,410,225	12,599,532	12,536,377	13,798,007	9.5%
PUBLIC WORKS						
Roads & Bridges	1,911,551	1,972,129	2,019,789	2,046,583	2,129,849	5.4%
Engineering	130,555	131,643	136,318	136,610	141,323	3.7%
Solid Waste	3,243,451	3,186,086	3,274,734	3,431,046	3,622,794	10.6%
Environmental Services	82,855	81,088	86,953	87,347	89,586	3.0%
	5,368,412	5,370,946	5,517,794	5,701,586	5,983,552	8.4%

PICKENS COUNTY

DEPARTMENT	FY 2005 ACTUAL	FY 2005 BUDGET	FY 2006 BUDGET	FY 2006 ESTIMATED	FY 2007 BUDGET	% CHANGE 06-07
HEALTH & WELFARE						
Storm Water Management	\$ 91,225	\$ 109,821	\$ 86,372	\$ 85,442	\$ 99,418	15.1%
Health Department *	57,823	58,603	53,791	57,421	54,753	1.8%
Animal Control	238,563	255,291	281,359	282,717	305,221	8.5%
Humane Society *	111,270	111,273	100,000	100,000	100,000	0.0%
Veterans Affairs	123,499	127,322	127,726	129,752	119,766	-6.2%
Free Medical Clinic *	-	-	25,000	25,000	25,000	-
Pickens County Health Partners *	20,000	20,000	-	-	-	-
	642,380	682,310	674,248	680,332	704,158	4.4%
CULTURE & RECREATION						
Cultural Commission	194,493	207,033	188,692	234,493	270,642	43.4%
Mile Creek Park	204,860	212,720	213,846	221,195	222,390	4.0%
Pickens Heritage Corridor *	18,000	18,000	18,000	18,000	18,000	0.0%
	417,353	437,753	420,538	473,688	511,032	21.5%
ECONOMIC DEVELOPMENT						
Economic Development	559,287	307,921	324,202	386,105	407,204	25.6%
	559,287	307,921	324,202	386,105	407,204	25.6%
INTERGOVERNMENTAL						
Legislative Delegation	20,281	25,514	28,205	23,770	28,698	1.7%
Seniors Unlimited *	20,000	20,000	20,000	20,000	20,000	0.0%
Social Services *	86,627	45,000	43,078	42,486	46,179	7.2%
Mental Health *	20,000	20,000	20,000	20,000	20,000	0.0%
Medical Indigent *	223,382	223,382	209,118	209,118	228,716	9.4%
Appalachian COG *	45,594	45,594	45,593	45,594	45,593	0.0%
Clemson Extension *	19,669	19,300	19,725	19,925	19,725	0.0%
Soil & Water Conservation *	26,525	28,736	35,547	31,843	39,925	12.3%
	462,078	427,526	421,266	412,736	448,836	6.5%
OTHER						
Tort Insurance *	-	-	-	-	-	-
Contingency *	114,605	275,000	344,937	200,000	419,875	21.7%
Unemployment Insurance *	-	15,000	15,000	15,000	15,000	0.0%
Reclassifications *	-	-	25,000	-	44,747	-
Bank Charges *	-	-	-	-	-	-
South Carolina Association Dues *	19,025	19,025	19,025	19,025	19,025	0.0%
	133,630	309,025	403,962	234,025	498,647	23.4%
CAPITAL						
Departmental Capital	676,072	880,419	1,373,349	816,534	1,283,380	-6.6%
	676,072	880,419	1,373,349	816,534	1,283,380	-6.6%

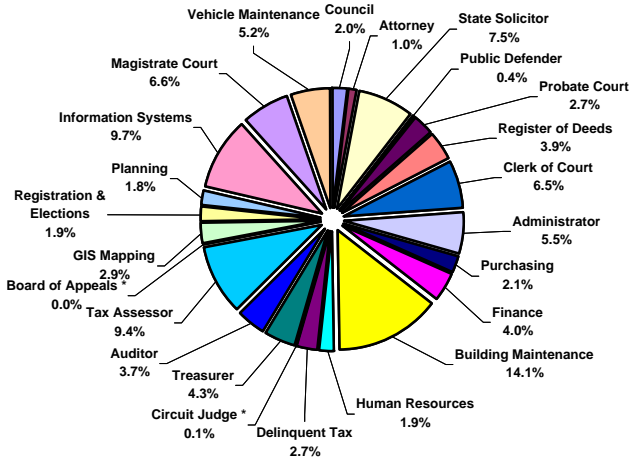
PICKENS COUNTY

DEPARTMENT	FY 2005 ACTUAL	FY 2005 BUDGET	FY 2006 BUDGET	FY 2006 ESTIMATED	FY 2007 BUDGET	% CHANGE 06-07
DEBT SERVICE						
Principal	\$ 349,781	\$ 350,925	\$ 370,624	\$ 1,323,910	\$ 98,896	-73.3%
Interest and Fiscal charges	103,800	102,659	82,956	98,227	2,663	-96.8%
	<u>453,581</u>	<u>453,584</u>	<u>453,580</u>	<u>1,422,137</u>	<u>101,559</u>	<u>-77.6%</u>
TOTAL GENERAL FUND	<u><u>\$ 28,316,933</u></u>	<u><u>\$ 29,110,925</u></u>	<u><u>\$ 31,294,087</u></u>	<u><u>\$ 31,511,916</u></u>	<u><u>\$ 33,198,926</u></u>	<u><u>6.1%</u></u>

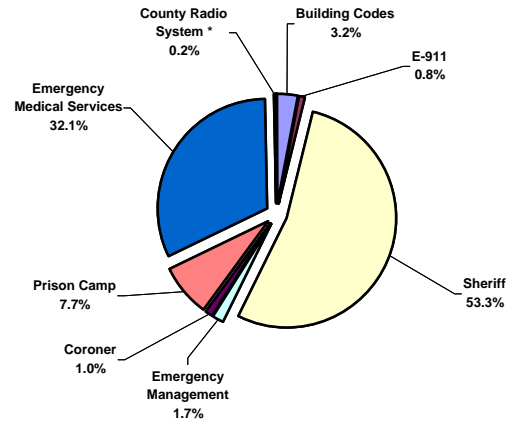
Note: The above-mentioned individual departments do not include capital or debt service

* Non-Departmental

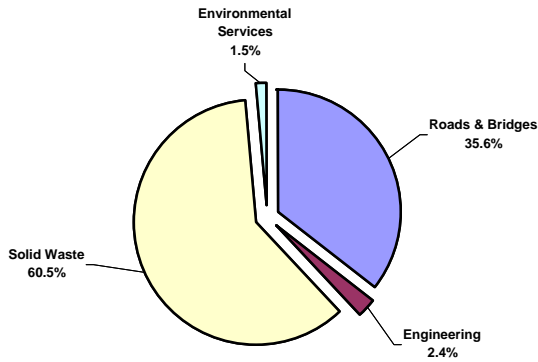
General Government



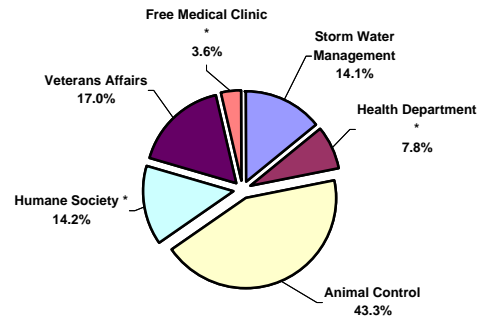
Public Safety



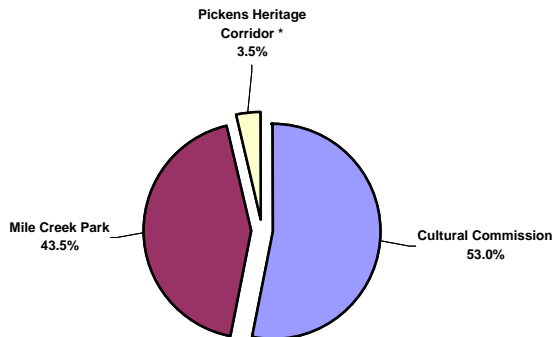
Public Works



Health and Welfare



Culture & Recreation



Intergovernmental

