

**PICKENS COUNTY**

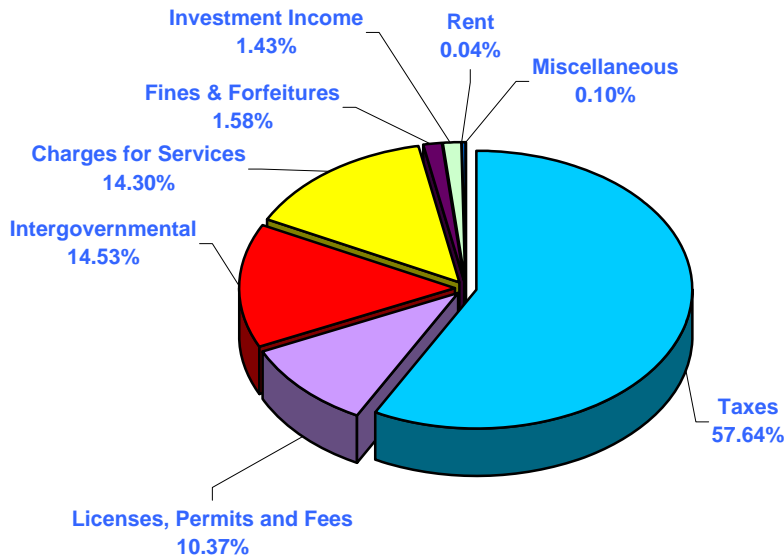
**FINANCIAL SUMMARY**

	GOVERNMENTAL FUND TYPES						TOTAL FY 2009	TOTAL FY 2008
	GENERAL FUND	DEBT SERVICE	SPECIAL REVENUES	CAPITAL PROJECTS	ENTERPRISE FUNDS			
<b>REVENUES</b>								
Taxes	\$ 22,640,898	\$ 2,439,170	\$ 5,134,298	\$ -	\$ -	\$ 30,214,366	\$ 29,135,919	
Licenses, Permits and Fees	646,300	-	4,787,507	-	-	5,433,807	5,070,827	
Intergovernmental	7,098,827	211,823	304,000	-	-	7,614,650	7,918,805	
Charges for Services	5,730,044	-	85,000	-	1,682,868	7,497,912	7,175,683	
Fines & Forfeitures	650,000	-	178,000	-	-	828,000	818,000	
Investment Income	620,752	-	131,200	-	-	751,952	697,411	
Rent	19,200	-	2,400	-	-	21,600	19,200	
Contributions	3,300	-	2,000	-	-	5,300	19,300	
Miscellaneous	49,000	-	2,300	-	-	51,300	56,000	
	<u>37,458,321</u>	<u>2,650,993</u>	<u>10,626,705</u>	<u>-</u>	<u>1,682,868</u>	<u>52,418,887</u>	<u>50,911,145</u>	
<b>EXPENDITURES</b>								
General Government	10,688,666	-	-	-	-	10,688,666	10,359,941	
Public Safety	15,960,163	-	3,720,445	-	-	19,680,608	18,110,645	
Public Works	6,231,178	-	2,711,600	-	-	8,942,778	8,985,858	
Health & Welfare	843,986	-	-	-	1,104,668	1,948,654	1,805,100	
Culture & Recreation	553,527	-	3,591,454	-	-	4,144,981	3,929,164	
Transportation	-	-	-	-	499,214	499,214	429,168	
Economic Development	625,000	-	-	-	-	625,000	375,000	
Intergovernmental	456,337	-	1,244,878	-	-	1,701,215	1,695,211	
Other	318,775	-	-	-	-	318,775	356,075	
Capital	1,361,723	-	2,751,261	-	8,169	4,121,153	5,443,479	
Debt Service								
Principal	-	1,732,284	410,728	-	208,170	2,351,182	2,050,862	
Interest & Fiscal Charges	-	837,612	83,940	-	242,017	1,163,569	1,150,398	
	<u>37,039,355</u>	<u>2,569,896</u>	<u>14,514,306</u>	<u>-</u>	<u>2,062,238</u>	<u>56,185,795</u>	<u>54,690,901</u>	
<b>REVENUES OVER (UNDER) EXPENDITURES</b>	<b>418,966</b>	<b>81,097</b>	<b>(3,887,601)</b>	<b>-</b>	<b>(379,370)</b>	<b>(3,766,908)</b>	<b>(3,779,756)</b>	
<b>OTHER FINANCING SOURCES (USES)</b>								
* Transfer In	29,325	-	1,897,306	-	489,514	2,416,145	1,735,237	
* Transfer (Out)	(2,359,688)	-	(29,325)	-	-	(2,389,013)	(1,749,755)	
Sale of Fixed Assets	25,000	-	-	-	-	25,000	25,000	
Proceeds from Bond Issuance	-	-	1,660,778	-	-	1,660,778	500,000	
Proceeds from Capital Lease	-	-	-	-	-	-	527,000	
Fund Balance/Equity	1,886,397	(81,097)	358,842	-	(110,144)	2,053,998	2,742,274	
	<u>(418,966)</u>	<u>(81,097)</u>	<u>3,887,601</u>	<u>-</u>	<u>379,370</u>	<u>3,766,908</u>	<u>3,779,756</u>	
<b>REVENUES &amp; OTHER SOURCES OVER EXPENDITURES</b>	<b>\$ -</b>	<b>\$ -</b>	<b>\$ -</b>	<b>\$ -</b>	<b>\$ -</b>	<b>\$ -</b>	<b>\$ -</b>	
Beginning Fund Balance:	23,107,028	535,141	4,600,013	-	23,689,090	51,931,272		
Ending Fund Balance, June 30	21,220,631	616,238	4,241,171	-	23,799,234	49,877,274		

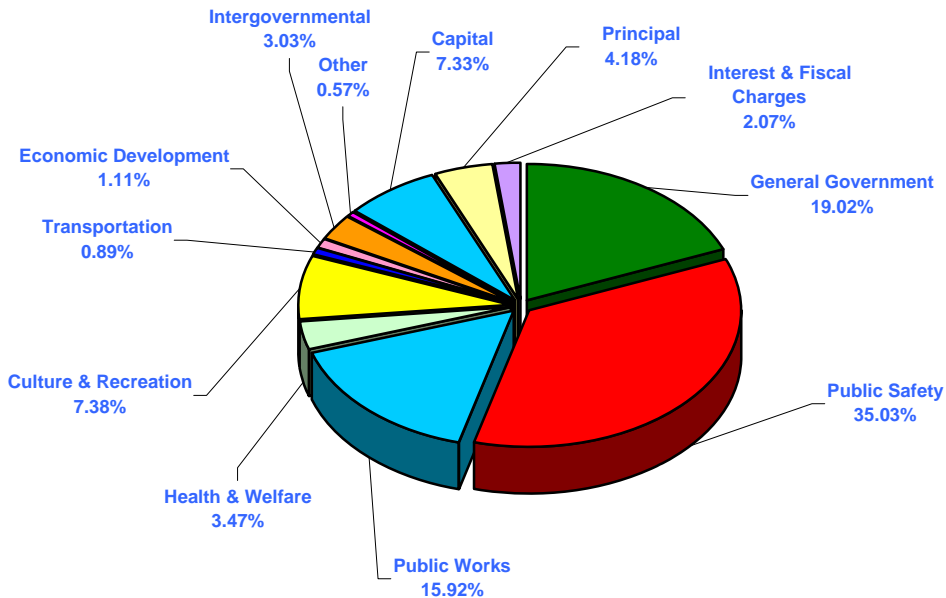
\* The Transfer In/(Out) for FY 2009 and FY 2008 do not equal for the following reasons: the Fixed Nuclear Fund is not a budgeted department, but the County subsidizes the part-time employee's benefits, the Museum Capital Campaign Fund is not a budgeted department, but will be contributing to the restoration of the old section of the Museum.

# SUMMARY OF ALL FUNDS

## REVENUES BY SOURCE



## EXPENDITURES BY FUNCTION



PICKENS COUNTY

CAPITAL EQUIPMENT LIST

DEPARTMENT	FY 2009 BUDGET
<b>GENERAL GOVERNMENT</b>	
Building Maintenance	
Excavator	\$ 31,000
Information Systems	
Uninterrupted Power Supply	14,560
Intrusion Detection & Prevention System	17,367
	<u>\$ 62,927</u>
<b>PUBLIC SAFETY</b>	
Sheriff	
Upgrade Radio System	75,000
Detective Vehicle	26,000
Vehicle Replacement (14)	316,792
Emergency Management	
Pick-up Truck Easley Rescue	24,000
Prison	
Housing Unit Renovation	70,800
Emergency Medical Services	
Server for New Billing Software	12,000
Geriatric Unit	10,000
Ambulance Replacement (2)	149,136
Fire Department	
Vehicle	25,000
Liberty Fire District	
Fire Truck	28,605
Six Mile Fire District	
Brush Truck	50,000
Springs Fire District	
Building	1,025,300
Pumper Trucks	666,778
Brush Truck	35,000
Service Truck	50,000
	<u>\$ 2,564,411</u>
<b>PUBLIC WORKS</b>	
Roads & Bridges	
Tri-Axle Dump Truck	110,000
Diamond Rear Mower	25,680
Fork Lift	50,000
Road Tractor	90,000
Hydro Seeder	22,000
Power Sweeper	38,000
Pipe Cleaner	55,000
Bridge Replacement	303,400

**PICKENS COUNTY**

**CAPITAL EQUIPMENT LIST**

DEPARTMENT	FY 2009 BUDGET
<b>PUBLIC WORKS, continued</b>	
Engineering	
Pick-Up Trucks (2)	\$ 39,000
Solid Waste	
Attendants Building	15,000
Crosswell Station	75,000
Pick-up Truck	23,000
Recycling Containers	160,000
Roll Off Truck	146,000
BioDiesel Project	150,000
Shredder	30,000
	<b>\$ 1,332,080</b>
 <b>CULTURE &amp; RECREATION</b>	
Cultural Commission	
Renovation to Brick & Mortar on Old Section of Building	91,650
Mile Creek Park	
Utility Vehicle	8,016
Chain Link Fence around Play Areas	7,600
Pick Up Truck	19,300
Library	
Copier	7,000
Servers	20,000
	<b>\$ 153,566</b>
 <b>TRANSPORTATION</b>	
Airport	
100 LL Truck	8,169
	<b>\$ 8,169</b>
<b>TOTAL CAPITAL EQUIPMENT</b>	
	<b>\$ 4,121,153</b>
 <b>SOURCE OF REVENUE</b>	
Capital Appropriation	\$ 1,677,651
General Fund - Fund Balance	150,000
Library Fund	27,000
Local Accommodation Tax	99,250
Road User Fee	303,400
Airport Fund	8,169
Fire District Fees	1,855,683
<b>TOTAL SOURCE OF REVENUE</b>	
	<b>\$ 4,121,153</b>

**PICKENS COUNTY**

**COMPARISON OF  
AUTHORIZED POSITIONS BY FUNCTION**

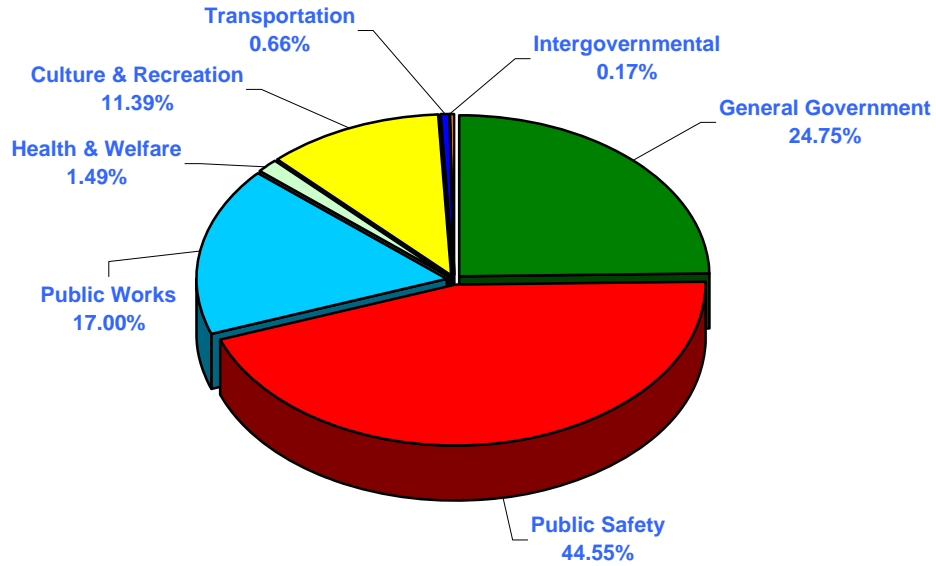
<b>DEPARTMENT</b>	<b>FY 2004 BUDGET</b>	<b>FY 2005 BUDGET</b>	<b>FY 2006 BUDGET</b>	<b>FY 2007 BUDGET</b>	<b>FY 2008 BUDGET</b>	<b>FY 2009 BUDGET</b>	<b>08/09 +/-</b>
<b>GENERAL GOVERNMENT</b>							
Council	7	7	7	7	7	7	-
Solicitor	11	11	11	11	11	11	-
Public Defender	1	1	1	1	1	2	1
Probate Court	5	5	5	5	5	5	-
Register of Deeds	6	6	6	6	5	5	-
Clerk of Court	14	14	13	13	14	14	-
Administrator	4	4	4	4	5	5	-
Purchasing	4	4	4	4	4	4	-
Finance	6	6	6	6	6	6	-
Building Maintenance	16	17	17	17	17	17	-
Human Resources	2	2	2	2	2	2	-
Delinquent Tax	3	3	3	3	3	3	-
Risk Manager	-	-	-	-	-	1	1
Treasurer	6	6	6	6	6	6	-
Auditor	7	7	7	7	7	7	-
Tax Assessor	20	20	18	18	18	17	(1)
GIS Mapping	5	5	5	5	5	5	-
Registration & Elections	2	2	2	2	3	3	-
Planning	2	2	2	2	3	3	-
Information Systems	8	8	8	8	7	7	-
Magistrate Court	9	11	11	11	11	11	-
Public Relations	3	1	1	1	1	-	(1)
Vehicle Maintenance	9	9	9	9	9	9	-
	<b>150</b>	<b>151</b>	<b>148</b>	<b>148</b>	<b>150</b>	<b>150</b>	<b>-</b>
<b>PUBLIC SAFETY</b>							
Building Codes	8	8	8	8	8	9	1
E-911	3	3	3	3	3	3	-
Sheriff's Department	120	132	136	137	137	138	1
Emergency Management	3	3	3	3	3	3	-
Coroner	2	2	2	2	2	2	-
Prison	16	15	15	15	15	15	-
Emergency Medical Services	74	80	86	88	87	85	(2)
Fire Department	-	-	-	-	-	1	1
Victim Advocate	4	4	4	4	4	4	-
Dacusville Fire District	-	-	1	1	1	1	-
Springs Fire District	-	-	-	-	-	4	4
Vineyards Fire District	2	4	4	7	10	10	-
	<b>232</b>	<b>251</b>	<b>262</b>	<b>268</b>	<b>270</b>	<b>275</b>	<b>5</b>

**PICKENS COUNTY**

**COMPARISON OF  
AUTHORIZED POSITIONS BY FUNCTION**

<b>DEPARTMENT</b>	<b>FY 2004 BUDGET</b>	<b>FY 2005 BUDGET</b>	<b>FY 2006 BUDGET</b>	<b>FY 2007 BUDGET</b>	<b>FY 2008 BUDGET</b>	<b>FY 2009 BUDGET</b>	<b>08/09 +/-</b>
<b>PUBLIC WORKS</b>							
Roads & Bridges	31	29	29	29	29	28	(1)
Engineering	-	2	2	2	2	2	-
Solid Waste	60	61	64	64	64	64	-
Public Service Commission	9	9	9	9	8	8	-
	<b>100</b>	<b>101</b>	<b>104</b>	<b>104</b>	<b>103</b>	<b>102</b>	<b>(1)</b>
<b>HEALTH &amp; WELFARE</b>							
Storm Water Management	1	1	1	1	1	1	-
Animal Control	4	5	5	5	5	6	1
Veterans Affairs	3	3	3	3	3	3	-
	<b>8</b>	<b>9</b>	<b>9</b>	<b>9</b>	<b>9</b>	<b>10</b>	<b>1</b>
<b>CULTURE &amp; RECREATION</b>							
Cultural Commission	3	3	5	5	5	5	-
Park	8	8	8	8	8	8	-
Library	39	56	56	56	56	56	-
	<b>50</b>	<b>67</b>	<b>69</b>	<b>69</b>	<b>69</b>	<b>69</b>	<b>-</b>
<b>TRANSPORTATION</b>							
Airport	5	3	4	4	4	4	-
	<b>5</b>	<b>3</b>	<b>4</b>	<b>4</b>	<b>4</b>	<b>4</b>	<b>-</b>
<b>ECONOMIC DEVELOPMENT</b>							
Economic Development	3	3	3	3	-	-	-
	<b>3</b>	<b>3</b>	<b>3</b>	<b>3</b>	<b>-</b>	<b>-</b>	<b>-</b>
<b>INTERGOVERNMENTAL</b>							
Legislative Delegation	1	1	1	1	1	1	-
	<b>1</b>	<b>1</b>	<b>1</b>	<b>1</b>	<b>1</b>	<b>1</b>	<b>-</b>
<b>TOTAL EMPLOYEES</b>	<b>549</b>	<b>586</b>	<b>600</b>	<b>606</b>	<b>606</b>	<b>611</b>	<b>5</b>

POSITIONS BY FUNCTION



<b>FUNCTION</b>	<b>FY 2004 BUDGET</b>	<b>FY 2005 BUDGET</b>	<b>FY 2006 BUDGET</b>	<b>FY 2007 BUDGET</b>	<b>FY 2008 BUDGET</b>	<b>FY 2009 BUDGET</b>	<b>08/09 +/-</b>
General Government	150	151	148	148	150	150	-
Public Safety	232	251	262	268	270	275	5
Public Works	100	101	104	104	103	102	(1)
Health & Welfare	8	9	9	9	9	10	1
Culture & Recreation	50	67	69	69	69	69	-
Transportation	5	3	4	4	4	4	-
Economic Development	3	3	3	3	-	-	-
Intergovernmental	1	1	1	1	1	1	-
	<b>549</b>	<b>586</b>	<b>600</b>	<b>606</b>	<b>606</b>	<b>611</b>	<b>5</b>